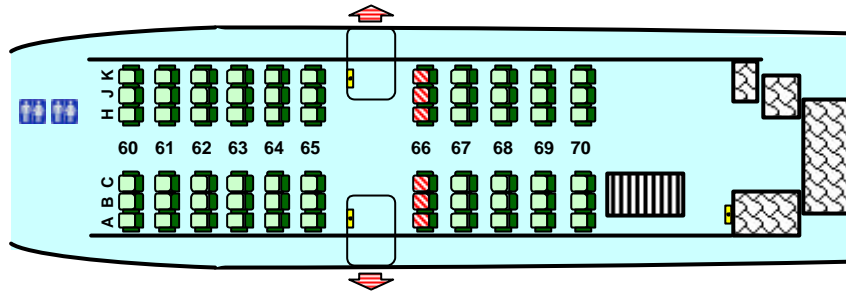
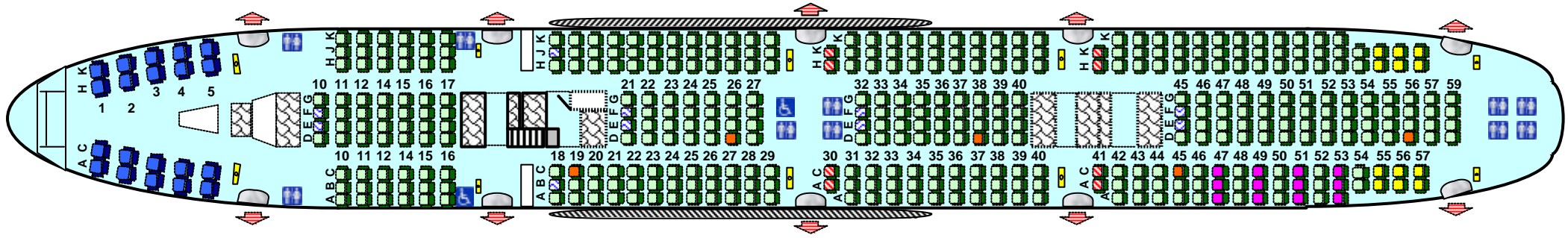









Upper Deck









B747-400
Configuration: 20C478Y (Total seats: 498)
 Length: 70.5 m
 Wingspan: 64.5 m
 Cruising speed: 950 km/h
 Cruising altitude: 12 000 m

Main Deck



-  Business class (C)
-  Economic class (Y)
-  Exit & Emergency exit (can not be occupied by certain categories of passengers)
-  Cradles
-  Wheel chair
-  Stretcher
-  Unaccompanied minors (UM)

- A to K : Seat letter
- 1 to 59 : Row number
-  Flight attendant seat
-  Lavatory
-  Handicapped lavatory
-  Galley
-  Stairs
-  Wing location